

Financial Results for the FY2021 **(April 1, 2020-March 31, 2021)**

April 27, 2021

 **SHIKOKU CHEMICALS CORPORATION**

Code number : 4099

Contents

Corporate Profile	... 3
Highlights of Financial Results for FY2021	... 4
Financial Results Trend (consolidated and full-year)	... 5
Sales Trends by Region	... 6
Financial Results Trend (consolidated and quarter)	... 7
Financial Results (consolidated and quarter)	... 8
Assets (consolidated)	... 9
Liabilities, and a total equity (consolidated)	... 10
Cash Flow Overview (consolidated)	... 11
Capital investment, Depreciation, R&D expenses (consolidated)	... 12
Forecast for FY2022 (consolidated)	... 13
Sales and Profit by Business segments	... 14~16
Chemicals operations segment	... 17~18
Housing Materials operations segment	... 19~20

Corporate Profile

▼ Company overview

- Company name SHIKOKU CHEMICALS CORPORATION
- Incorporated October 10, 1947
The Company was established in Marugame, Kagawa Prefecture, as a producer of carbon disulfide.
- Lines of Business [Chemical operations] Inorganic Chemicals, Organic Chemicals, Fine Chemicals
[Housing Materials operations] Interior, Exterior Finishes and Paving Materials, Home Exterior Products, Decorative Exterior Products
- R&D, Plant Facilities 1 R&D, 7 Plants
- Directory [Japan] 2 branches, 7 sales offices [Overseas] U.S.A, China (Shanghai, Shenzhen), Taiwan, Singapore
- Capital 6,867 million yen
- Number of employees Consolidated 1,194 Non-Consolidated 618 (As of March 31, 2021)

▼ Share of stock

- Issued Shares 55 million shares
- Number of Shareholders 4,136 (As of March 31, 2021)

▼ SHIKOKU CHEMICALS CORPORATION Group

[Japan] 10 consolidated subsidiaries

[Overseas] one consolidated subsidiary and one unconsolidated subsidiary

SHIKOKU INTERNATIONAL CORPORATION

Nippon Ryutan Kogyo Co., Ltd.

Shikoku Environmental Business Company

Shikoku Analytical Laboratories

SHIKOKU KOSAN CORPORATION

SHIKOKU KEIZAI CORPORATION

SHIKOKU KEIZAI KANTO CORPORATION

NIHON KOHKI CORPORATION

SHIKOKU SYSTEM KOHBOH CORPORATION

Shikoku Foods & Trading Company

Shikoku Foods & Insurance Service Co., Ltd.

Shikoku (Shanghai) Co., Ltd.

Highlights of Financial Results for FY2021

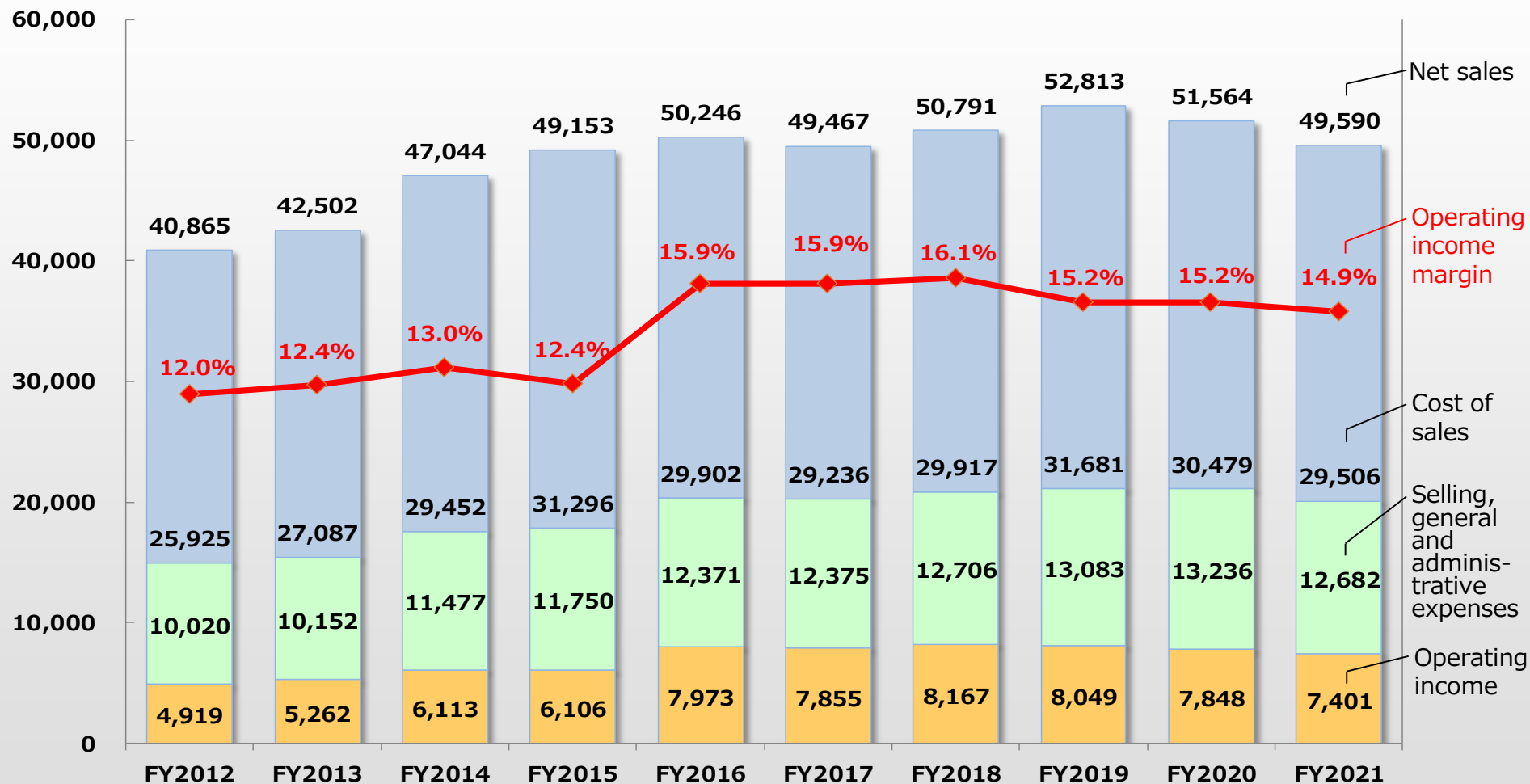
(Millions of yen)

	FY2020		FY2021		Increase of amount	Changes
	Amount	Percentage	Amount	Percentage		
Net sales	51,564	100.0%	49,590	100.0%	▲ 1,973	▲ 3.8%
Operating Income	7,848	15.2%	7,401	14.9%	▲ 447	▲ 5.7%
Ordinary income	8,022	15.6%	7,997	16.1%	▲ 24	▲ 0.3%
Net income attributable to owners of the parent	5,610	10.9%	5,760	11.6%	149	2.7%
Exchange rate (USD)	109		106			
Exchange rate (EUR)	122		122			

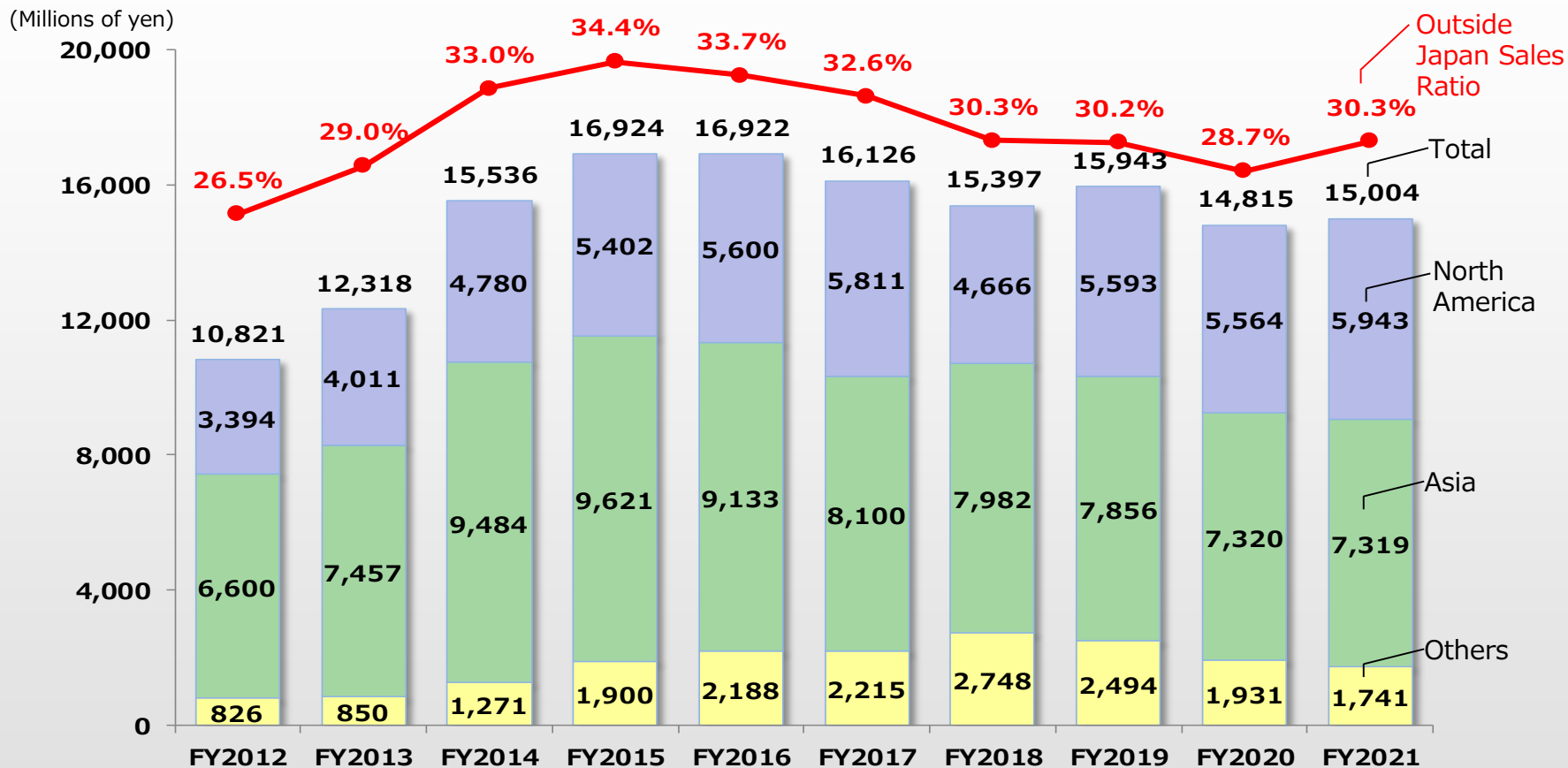
The exchange rates given above are average rates for the period from April to March.

Financial Results Trend (consolidated and full-year)

(Millions of yen)



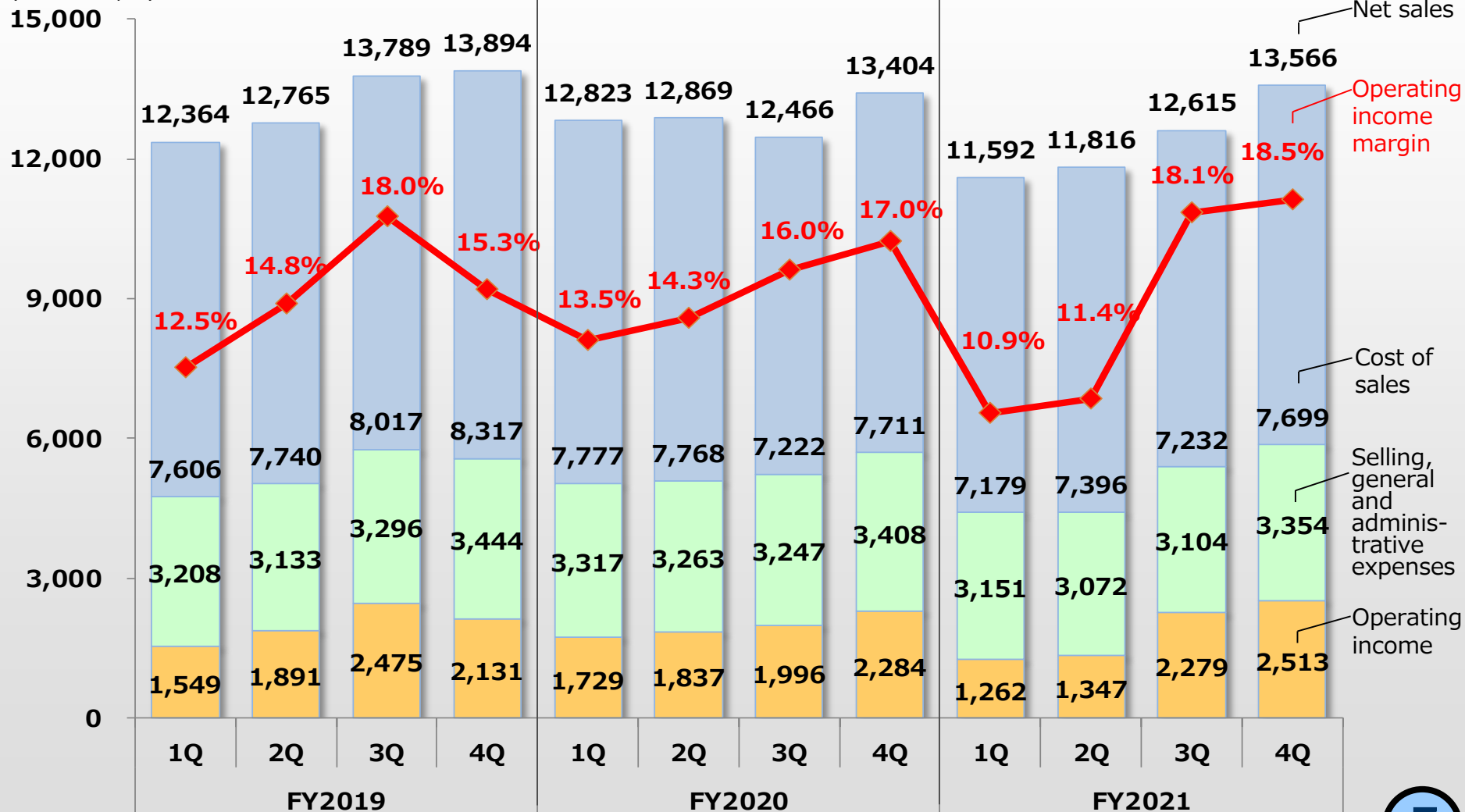
Sales Trends by Region



Exchange rate (USD)	79	82	100	109	121	108	111	111	109	106
Exchange rate (EUR)	110	106	132	139	133	120	128	129	122	122

Financial Results Trend (consolidated and quarter)

(Millions of yen)



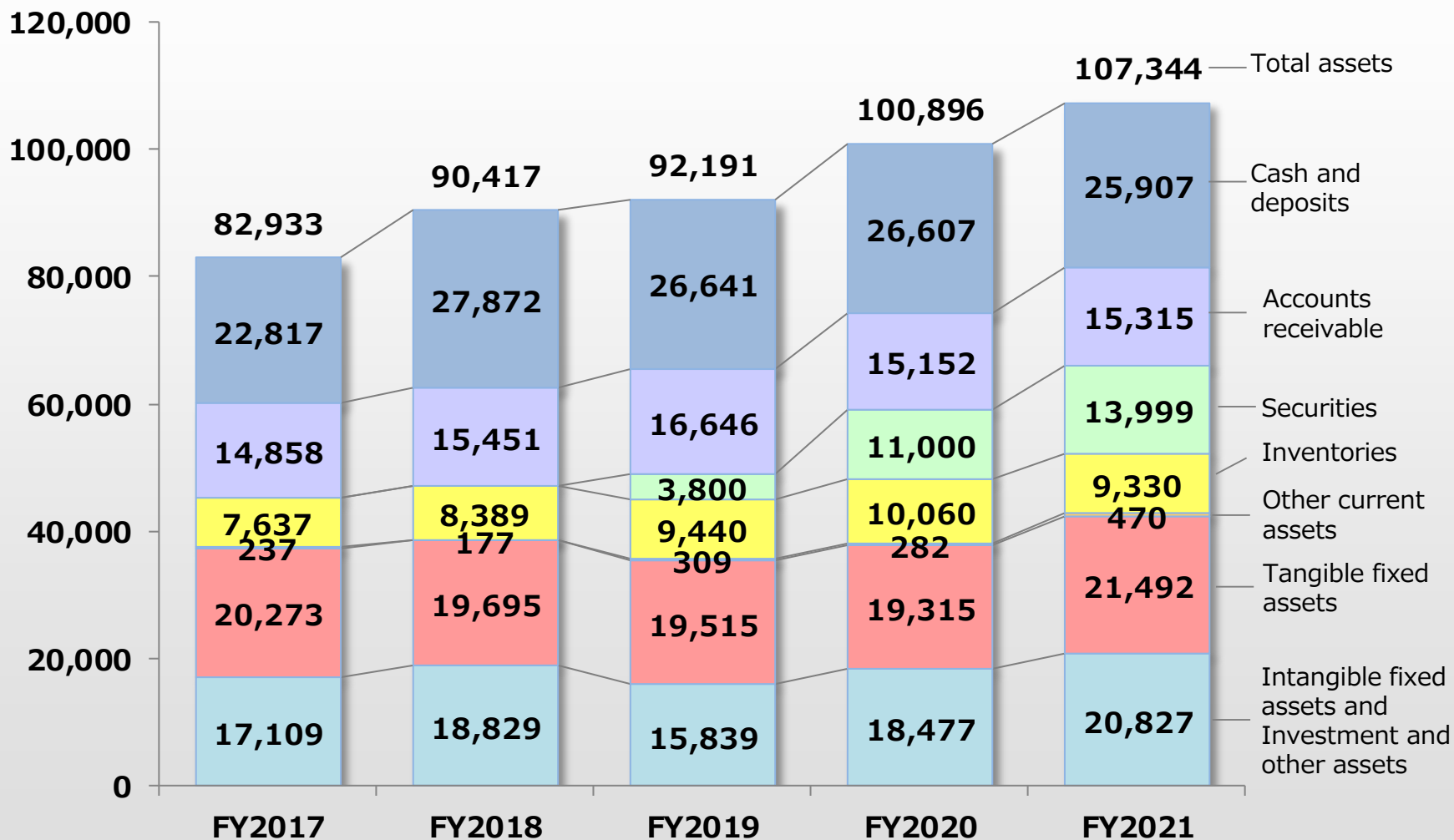
Financial Results (consolidated and quarter)

(Millions of yen)

	1Q		2Q		3Q		4Q		FY2021	
		year-on year changes		year-on year changes		year-on year changes		year-on year changes		year-on year changes
Net sales	11,592	▲ 1,231 (▲9.6%)	11,816	▲ 1,053 (▲8.2%)	12,615	148 (+1.2%)	13,566	162 (+1.2%)	49,590	▲ 1,973 (▲3.8%)
Operating income	1,262	▲ 467 (▲27.0%)	1,347	▲ 490 (▲26.7%)	2,279	282 (+14.1%)	2,513	228 (+10.0%)	7,401	▲ 447 (▲5.7%)
Ordinary income	1,441	▲ 341 (▲19.2%)	1,380	▲ 462 (▲25.1%)	2,383	248 (+11.7%)	2,791	530 (+23.5%)	7,997	▲ 24 (▲0.3%)
Net income attributable to owners of the parent	946	▲ 263 (▲21.8%)	977	▲ 346 (▲26.2%)	1,987	494 (+33.1%)	1,848	265 (+16.8%)	5,760	149 (+2.7%)

Assets (consolidated)

(Millions of yen)



ROA (%)

7.3%

7.6%

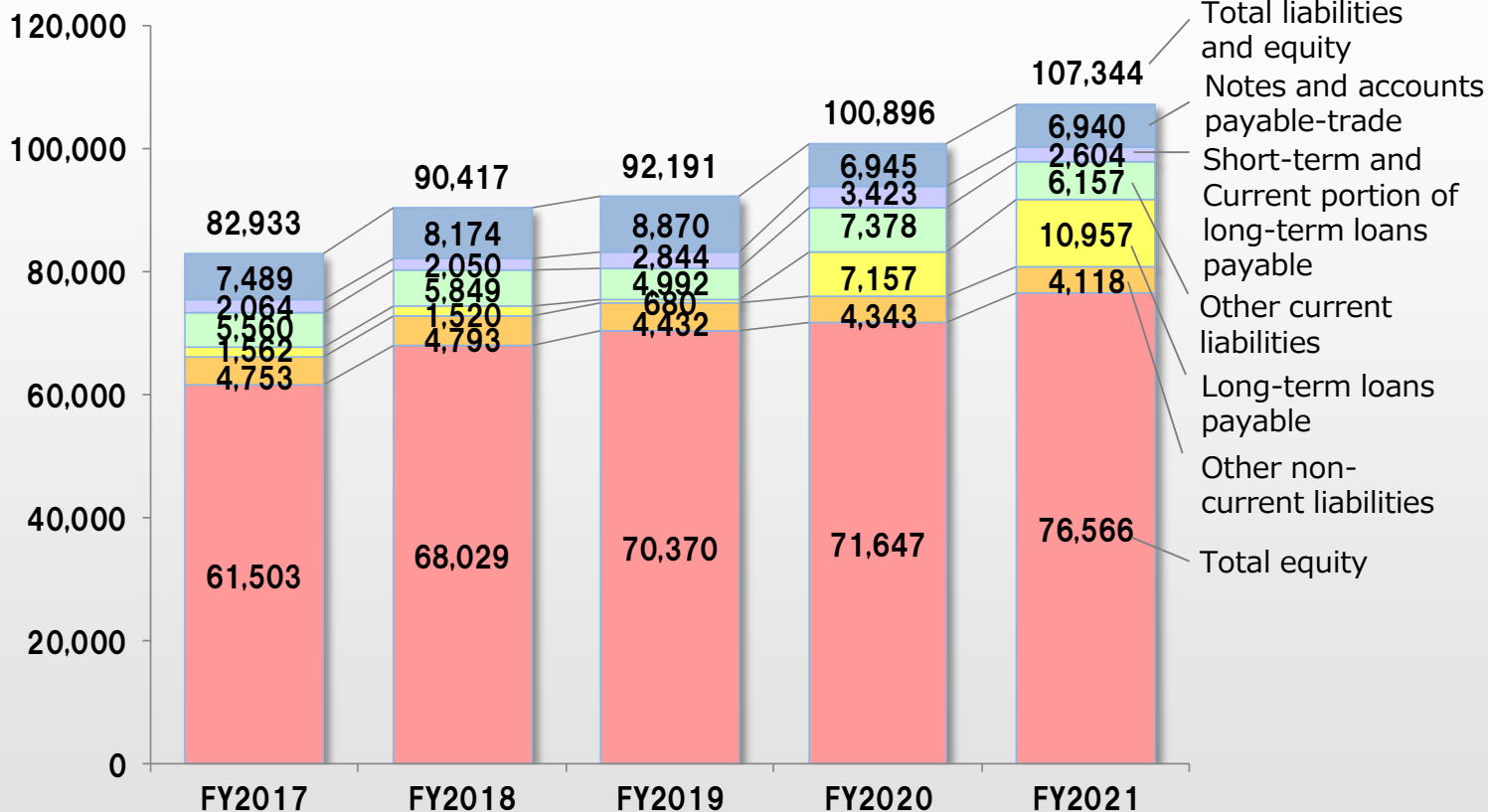
5.9%

5.8%

5.5%

Liabilities, and a total equity (consolidated)

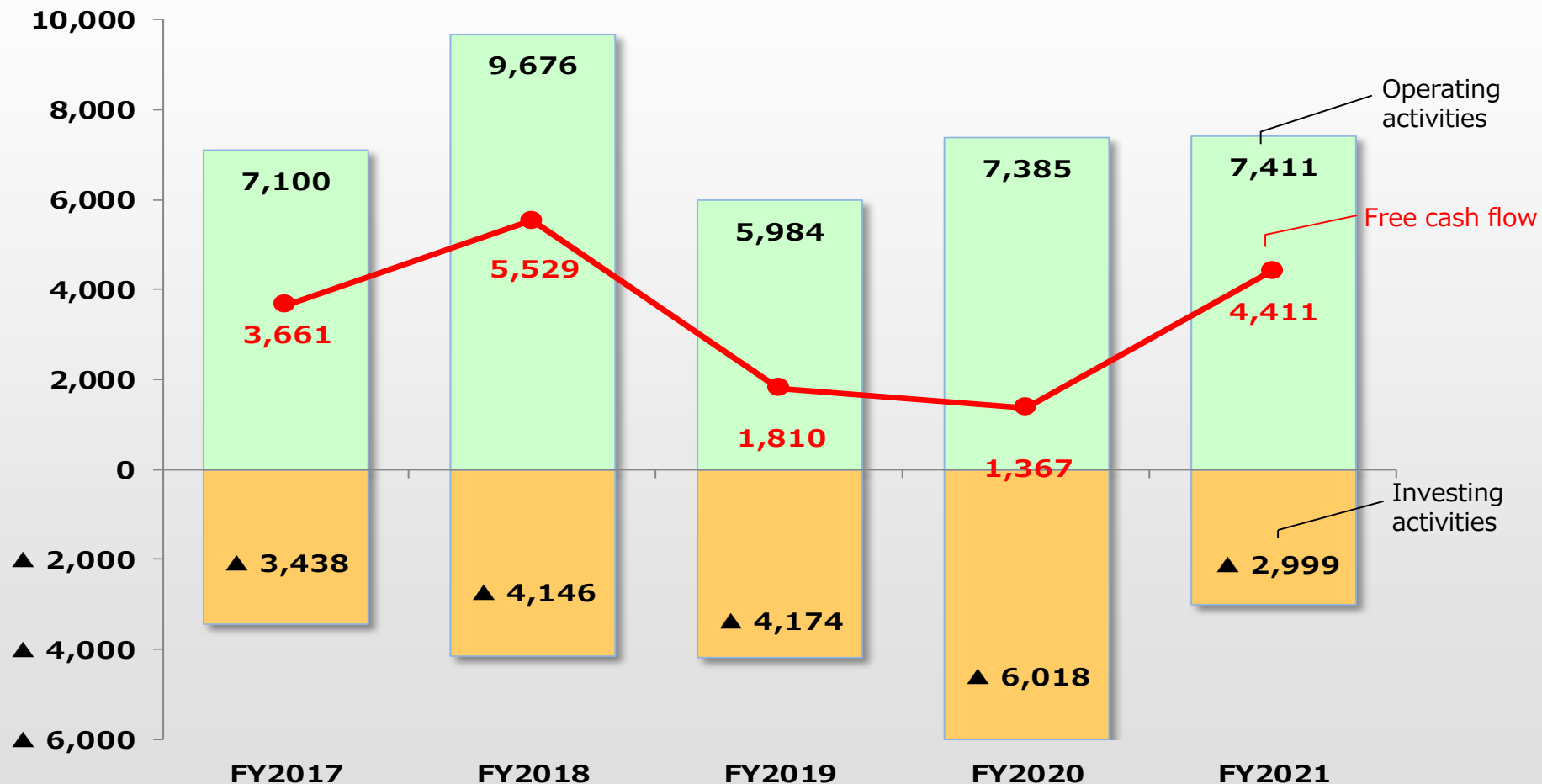
(Millions of yen)



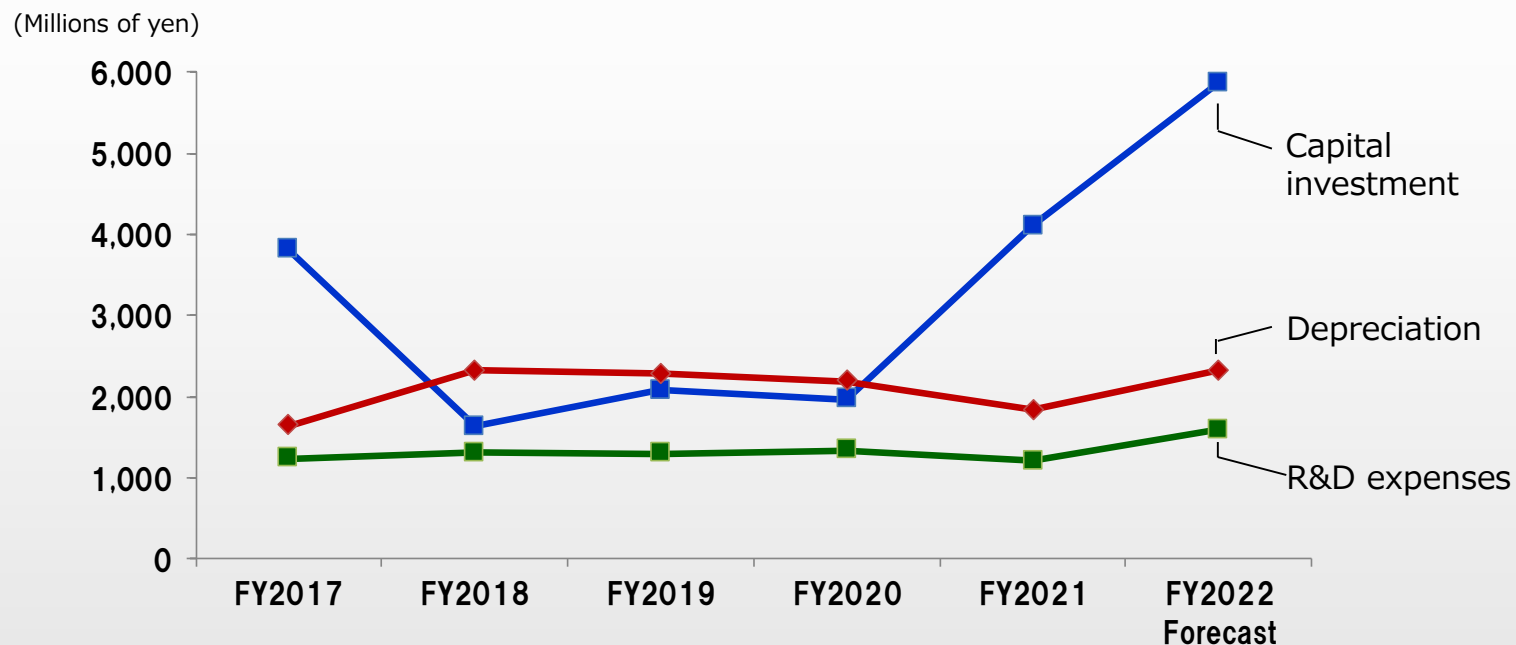
ROE (%)	10.1	10.3	7.9	8.0	7.9
interest-bearing debt (millions of yen)	3,853	3,806	3,768	10,838	13,834
net interest-bearing debt (millions of yen)	▲ 18,963	▲ 24,066	▲ 22,872	▲ 15,769	▲ 12,072
Ratio of equity attributable to owners of the Parent (%)	73.4	74.4	75.5	70.2	70.5

Cash Flow Overview (consolidated)

(Millions of yen)



Capital investment, Depreciation, R&D expenses (consolidated)



	FY2017	FY2018	FY2019	FY2020	FY2021	FY2022 Forecast
Capital investment	3,815	1,628	2,073	1,961	4,106	5,873
Depreciation	1,645	2,318	2,281	2,189	1,835	2,319
R&D expenses	1,235	1,310	1,295	1,338	1,207	1,594

Forecast for FY2022 (consolidated)

(millions of yen)

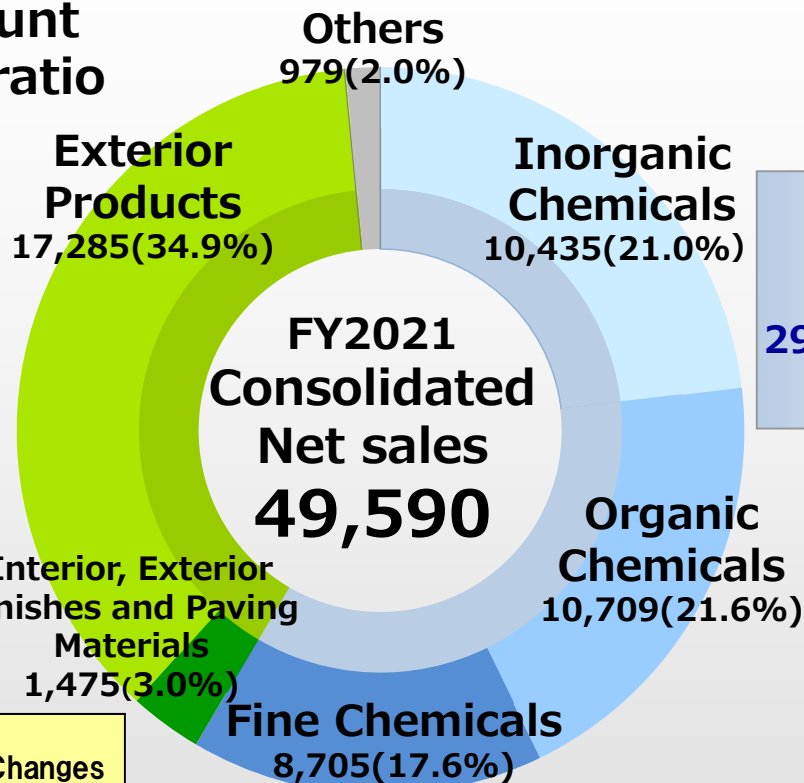
	FY2021	FY2022 (Forecast)	Increase of amount	Changes
Net sales	49,590	51,500	1,910	3.9%
Operating Income	7,401	8,000	599	8.1%
Ordinary income	7,997	8,300	303	3.8%
Net income attributable to owners of the parent	5,760	6,000	240	4.2%

*Assumed exchange rates are as follows:
105 yen per U.S. dollar, and 128 yen per euro.

Sales and Profit by Business segments

■ Sales amount constituent ratio

(Millions of yen)



Chemical operations
29,850(60.2%)

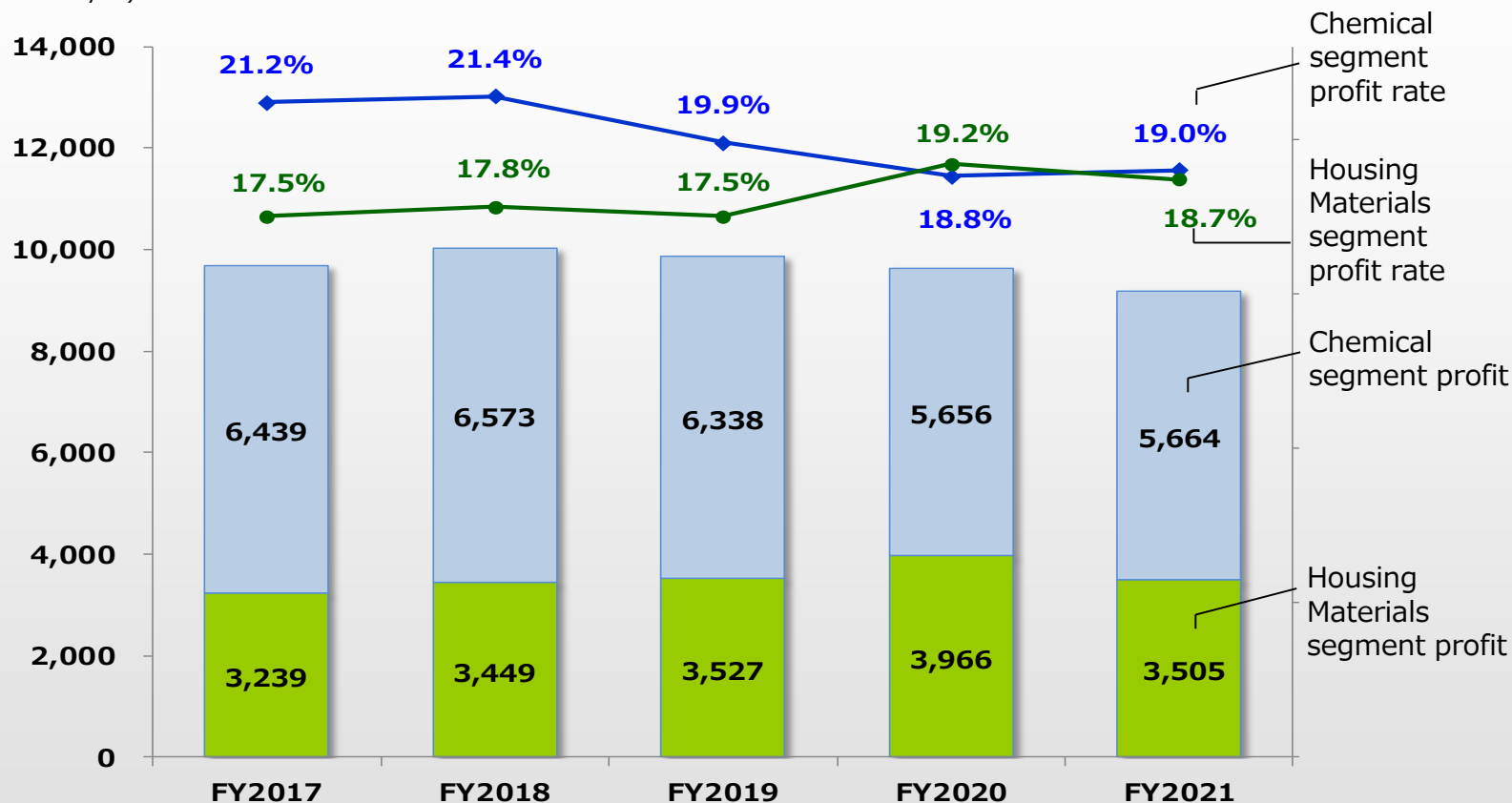
■ Segment information

(Millions of yen)

	FY2020	FY2021	Increase of amount	Changes
Net sales				
Chemical operations	30,150	29,850	▲ 299	▲1.0%
Housing Materials operations	20,619	18,760	▲ 1,858	▲9.0%
Segment profit				
Chemical operations	5,656	5,664	8	0.1%
Housing Materials operations	3,966	3,505	▲ 460	▲11.6%

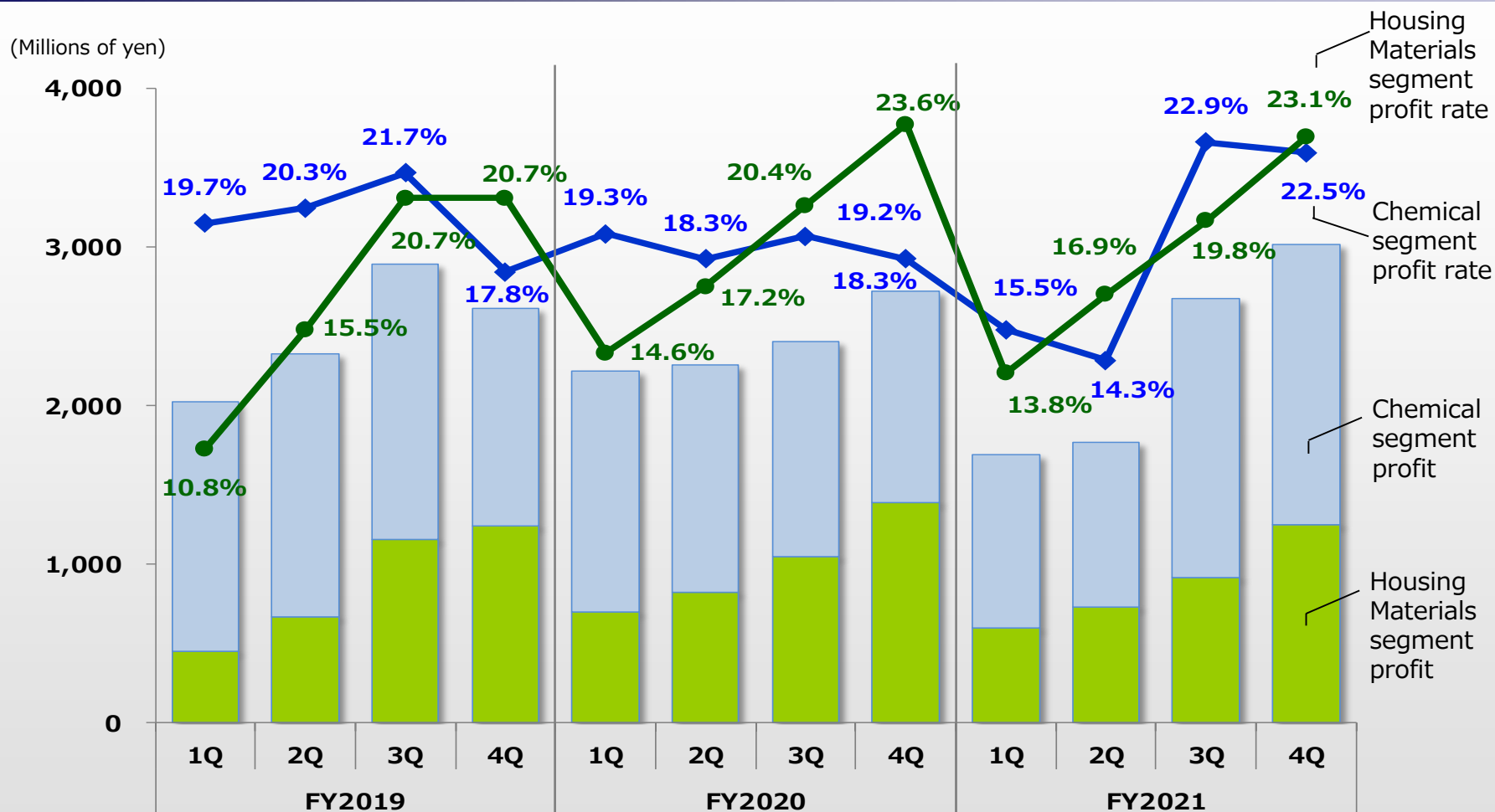
Sales and Profit by Business segments (consolidated and full-year)

(Millions of yen)



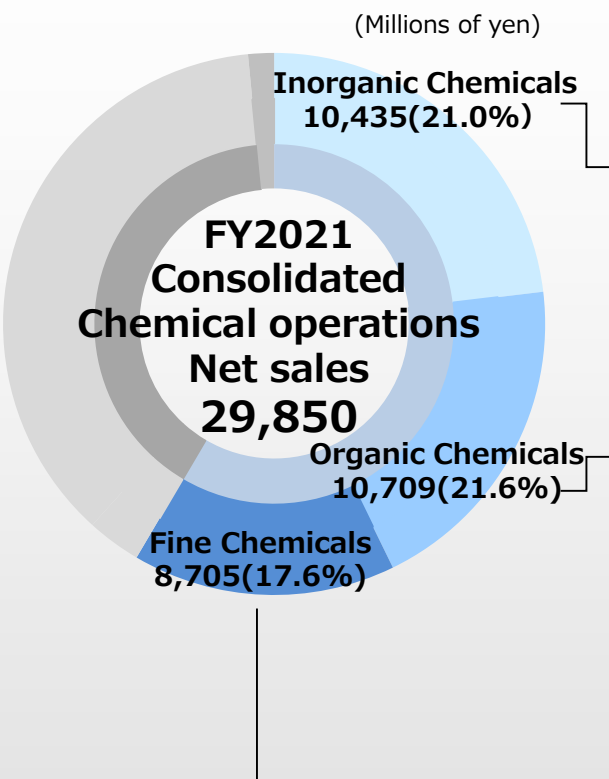
Chemical operations net sales	30,325	30,701	31,879	30,150	29,850
Housing Materials operations net sales	18,468	19,376	20,124	20,619	18,760
Chemical segment profit	6,439	6,573	6,338	5,656	5,664
Housing Materials segment profit	3,239	3,449	3,527	3,966	3,505

Sales and Profit by Business segments (consolidated and quarter)



Chemical operations net sales	8,024	8,132	7,988	7,734	7,854	7,885	7,092	7,317	7,051	7,245	7,686	7,867
Housing Materials operations net sales	4,193	4,350	5,593	5,986	4,821	4,772	5,137	5,888	4,362	4,349	4,644	5,404
Chemical segment profit	1,577	1,652	1,731	1,377	1,514	1,440	1,362	1,338	1,093	1,038	1,761	1,771
Housing Materials segment profit	452	673	1,160	1,241	704	822	1,048	1,390	601	735	919	1,249

Chemicals operations segment



【 Main products 】

■ Insoluble sulfur

Vulcanizing agent for rubber

■ Carbon Disulfide

■ Sodium Sulfate

■ Sodium carbonate



【 Main products 】

■ Cyanuric acid derivatives

for swimming pool and septic tank disinfectants

■ Hipolka



【 Main products 】


■ Gliccoat-SMD

Heat-resistant OSP (Organic Solderability Preservative) for printed wiring boards

■ Imidazoles

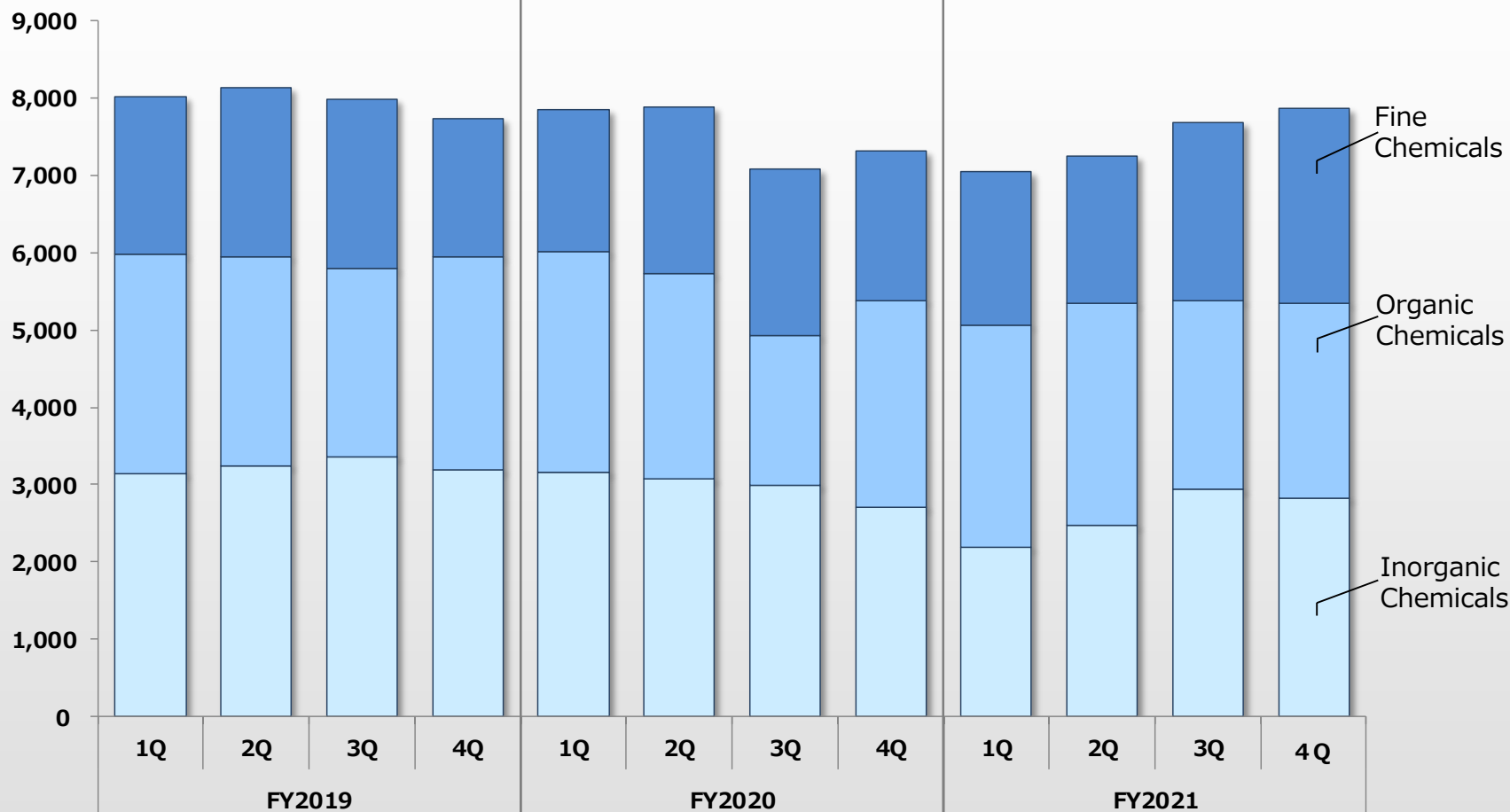
Imidazole derivatives for an epoxy resin curing agent and a raw material for pharmaceuticals and other applications; modifiers for high-added-value resins

■ THEIC



Sales Trend of Chemical operations (consolidated and quarter)

(Millions of yen)



	1Q	2Q	3Q	4Q	1Q	2Q	3Q	4Q	1Q	2Q	3Q	4Q
FY2019												
FY2020												
FY2021												
Fine Chemicals	2,044	2,190	2,188	1,790	1,844	2,148	2,159	1,937	1,984	1,898	2,303	2,520
Organic Chemicals	2,839	2,707	2,450	2,761	2,859	2,659	1,948	2,679	2,877	2,867	2,444	2,520
Inorganic Chemicals	3,140	3,233	3,350	3,183	3,149	3,077	2,984	2,700	2,189	2,479	2,939	2,826

Housing Materials operations segment

【Main products】

■ Home Exterior Products

gates, fences , garage and accordion gate

■ Decorative Exterior Products

large gates and fences, shelter, bicycle parking, garbage collection container and Greening system

【Main products】

■ Interior, Exterior Finishes and Paving Materials

(Millions of yen)

Exterior Products
17,285(34.9%)

Interior, Exterior
Finishes and Paving
Materials
1,475(3.0 %)

**FY2021
Consolidated
Housing Materials
operations net
sales
18,760**



large gates



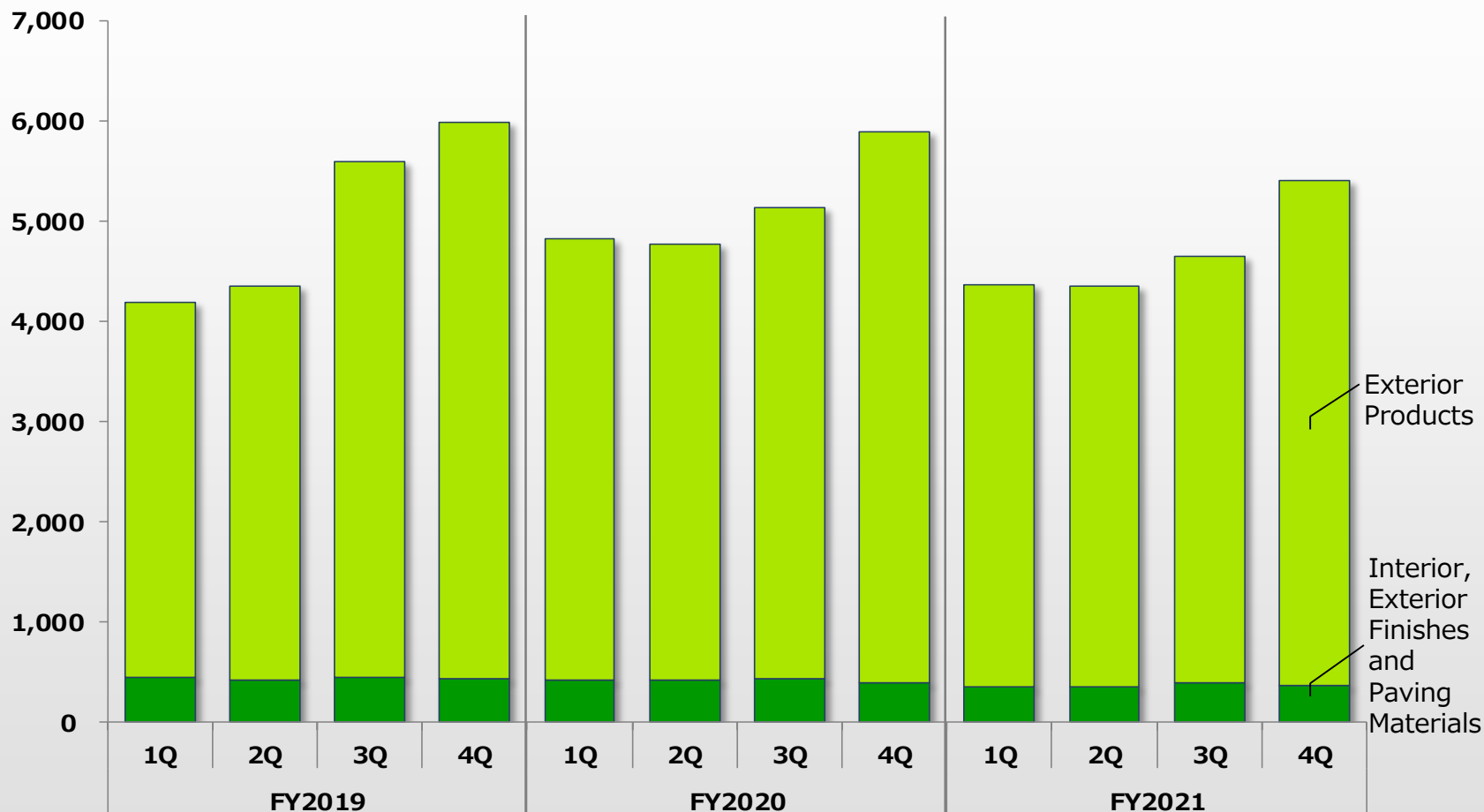
Interior



"Fun roof" (terrace)

Sales Trend of Housing Materials operations (consolidated and quarter)

(Millions of yen)



	1Q	2Q	3Q	4Q	1Q	2Q	3Q	4Q	1Q	2Q	3Q	4Q
Exterior Products	3,746	3,926	5,147	5,547	4,401	4,355	4,705	5,492	4,007	3,994	4,247	5,037
Interior, Exterior and Paving Materials	446	423	446	438	419	417	431	396	355	355	397	367

Contact Information

Corporate planning department,
Shikoku Chemicals Corporation

TEL : **+81-(0)877-21-4119**

FAX : **+81-(0)877-22-4119**

www.shikoku.co.jp/

[Note regarding this document]

Forward-looking statements or projections mentioned in this document, including earnings are based on currently available information and actual results may differ from the projection due to various factors.

Further, the purpose of this material is to provide information to the investors, and not to serve as a recommendation to buy or to sell. Please note that Shikoku Chemical Corporation will not be responsible for the consequences of investments etc.