

Note:

This document is a translation of the original Japanese language document and has been prepared solely for reference purposes. In the event of any discrepancy between this English translation and the original Japanese language document, the original Japanese language document shall prevail in all respects.

October 25, 2023

Company name: CUC Inc.
Representative: Keita Hamaguchi, Representative Director
Code number: (9158, Tokyo Stock Exchange)
Contact: Jun Hashimoto
(TEL: +81-3-5005-0808)

Announcement regarding amendments to the “Financial Results for the quarter ended June 2023”

CUC Inc. announces partial amendments to the “Financial Results for the quarter ended June 2023” announced on July 26, 2023 as follows.

1. Point of corrections

- Page 20: “Key Operating Drivers of Hospice Segment (1/2)”
- Page 21: “Key Operating Drivers of Hospice Segment (2/2)”

2. Details of corrections

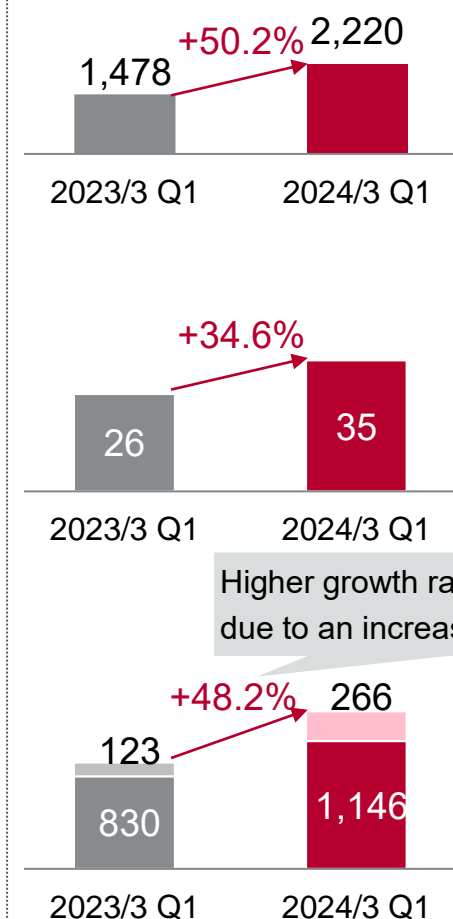
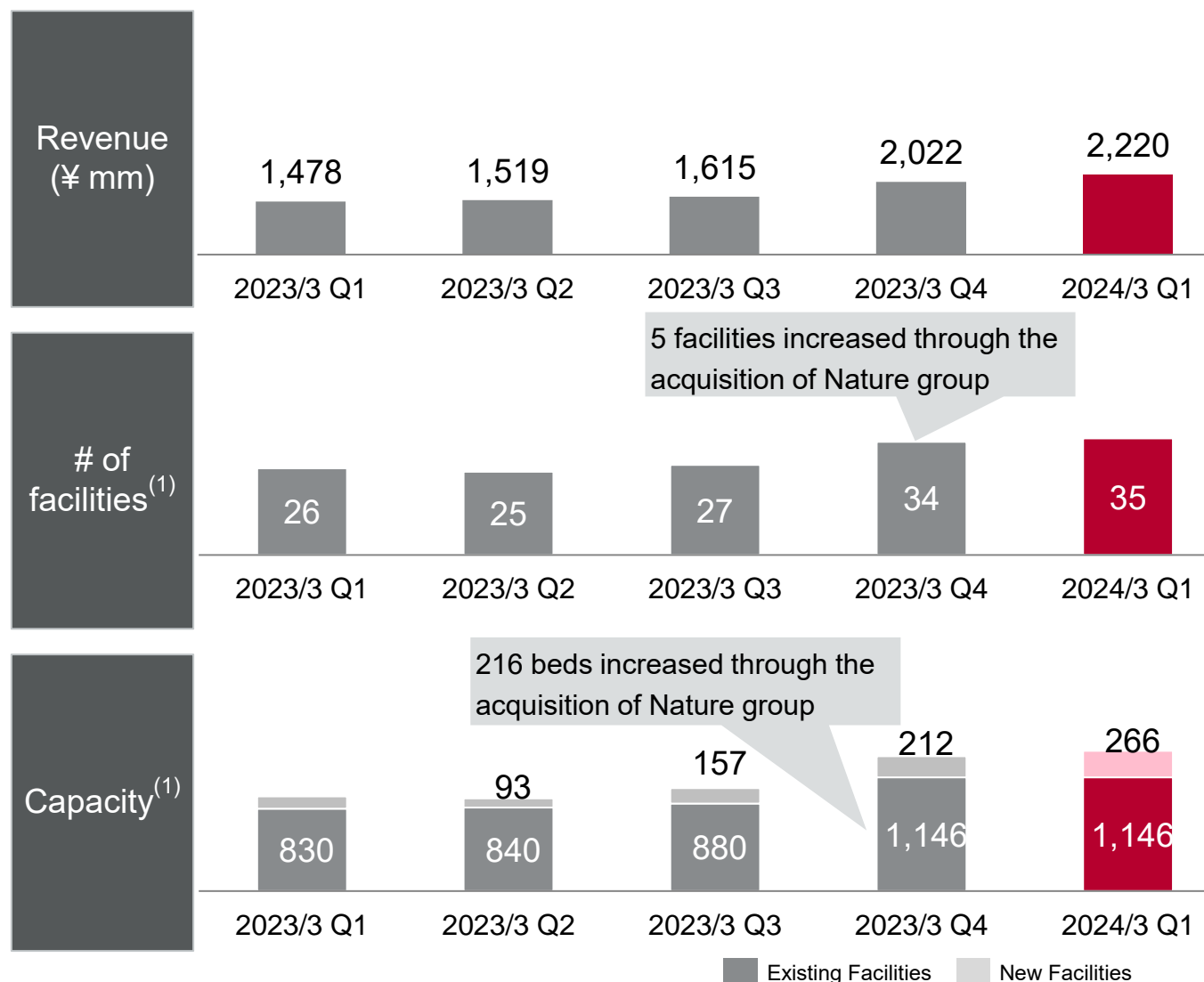
Please refer to the Schedule 1 for the details of corrections. The corrections have been marked with red frames.

Schedule 1

Key Operating Drivers of Hospice Segment (1/2)

Quarterly

YoY

Target opening⁽²⁾2024/3E: 7⁽³⁾

2025/3E: 9~14

2026/3E: 15~20

1. The number of hospices and capacity which CUC group provides services at the end of each quarter. Hospices past 12+ months after the opening at the end of each quarter or acquired through M&A are defined as "Existing Facilities" and Hospices opened within 12 months at the end of each quarter are defined as "New Facilities".

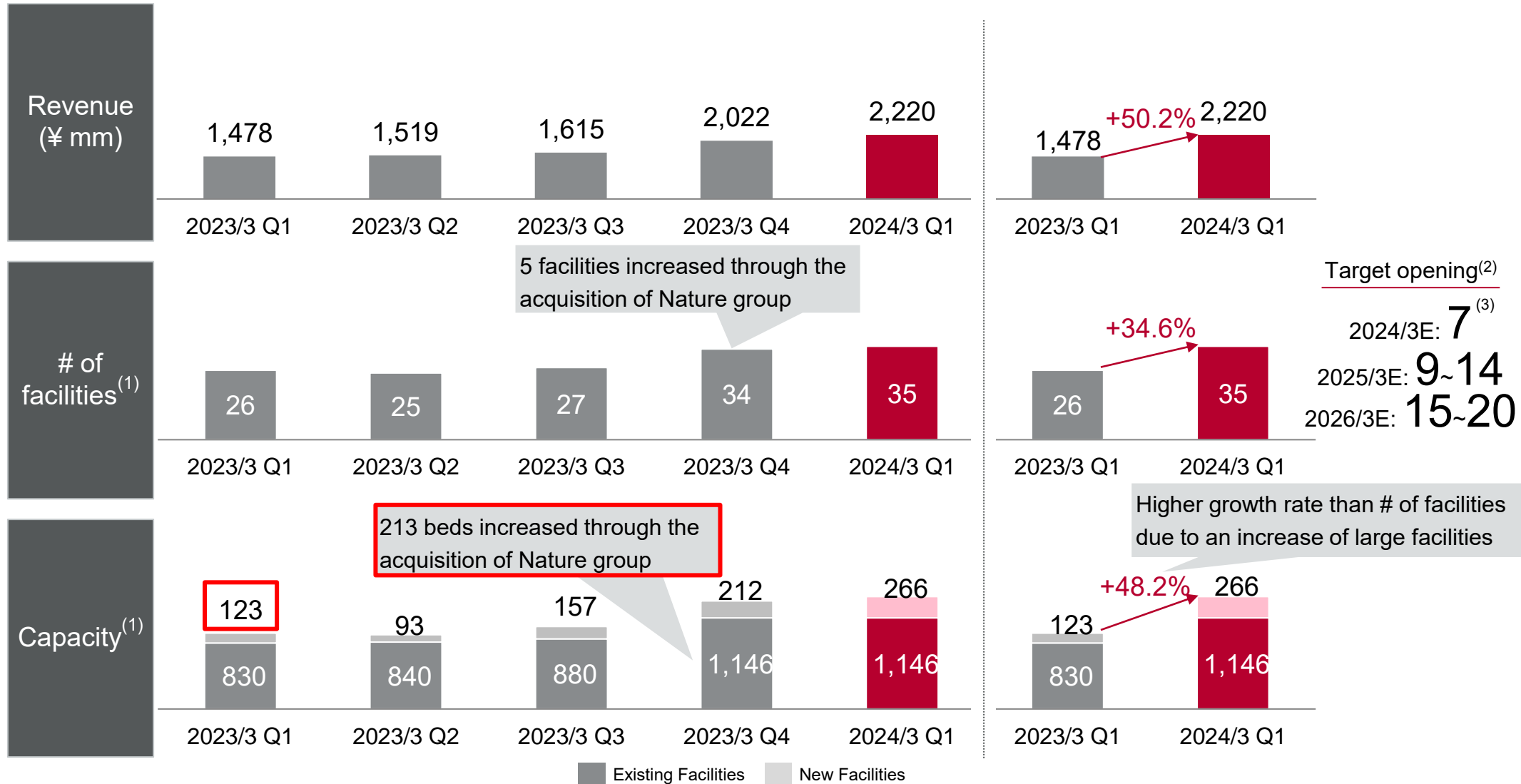
2. Target figures set by CUC Group based on information available as of the date of this document and under certain assumptions and premises including macroeconomic environment and regulatory trends and are not a guarantee of the achievement of the target.

3. Target opening for 2024/3E refers to facilities that are in the middle of process of opening and their opening has been confirmed. However, it does not guarantee the realization of future target figures.

Key Operating Drivers of Hospice Segment (1/2)

Quarterly

YoY



1. The number of hospices and capacity which CUC group provides services at the end of each quarter. Hospices past 12+ months after the opening at the end of each quarter or acquired through M&A are defined as "Existing Facilities" and Hospices opened within 12 months at the end of each quarter are defined as "New Facilities".

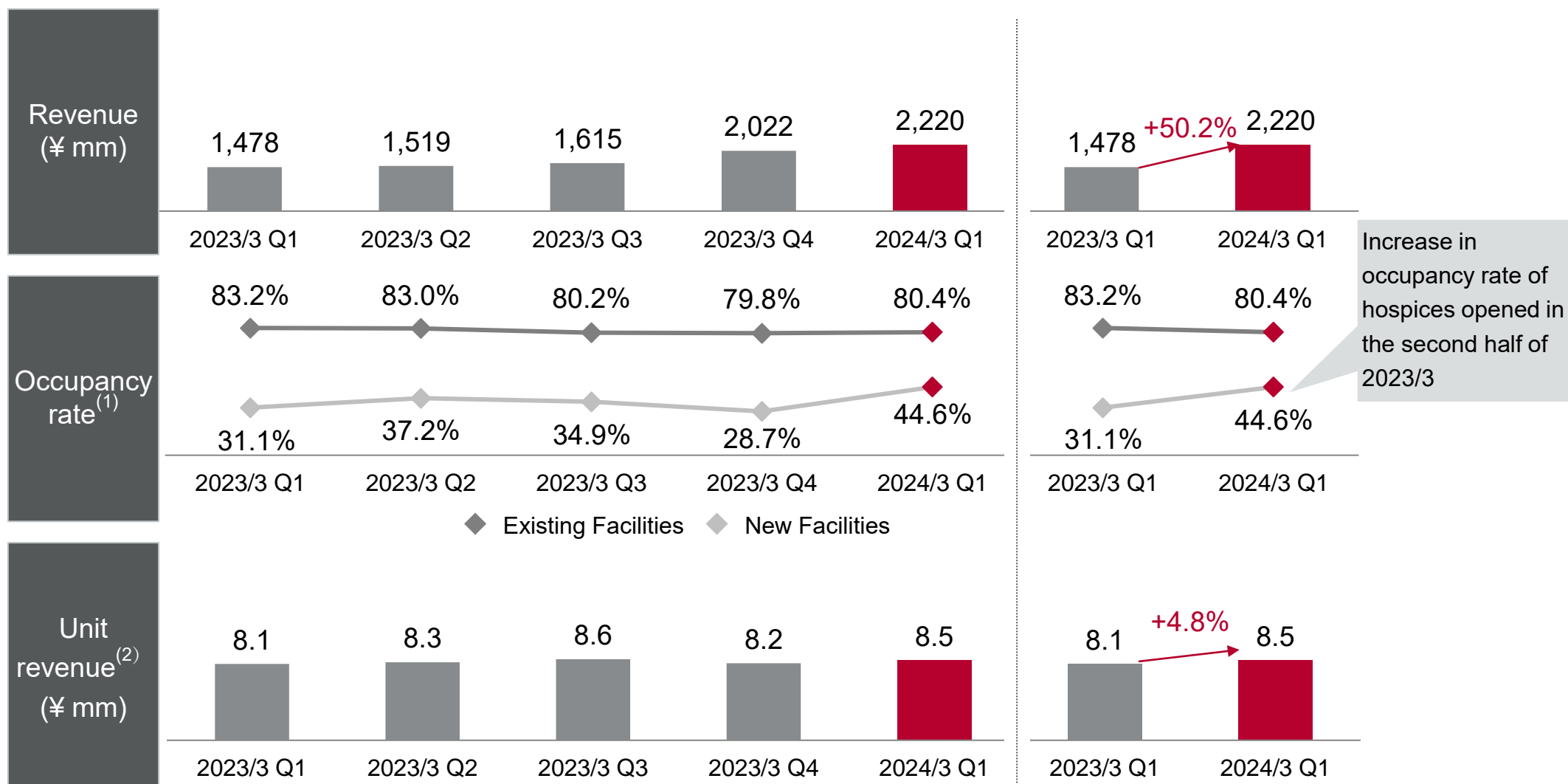
2. Target figures set by CUC Group based on information available as of the date of this document and under certain assumptions and premises including macroeconomic environment and regulatory trends and are not a guarantee of the achievement of the target.

3. Target opening for 2024/3E refers to facilities that are in the middle of process of opening and their opening has been confirmed. However, it does not guarantee the realization of future target figures.

Key Operating Drivers of Hospice Segment (2/2)

Quarterly

YoY



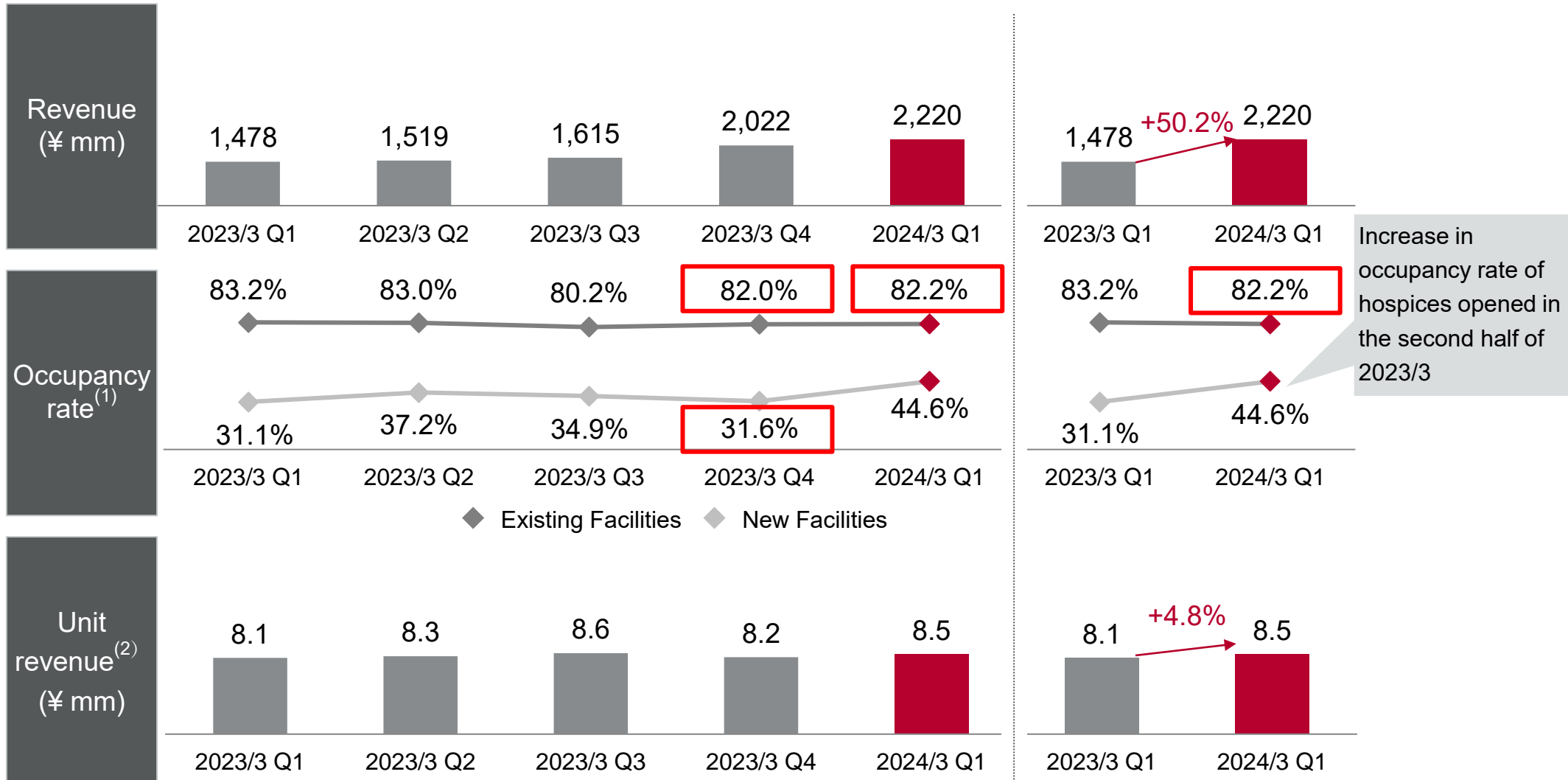
1. Percentage of quarterly average total number of users in hospices to the quarterly average number of capacity through each quarter. Hospices past 12+ months after the opening at the end of each quarter or acquired through M&A are defined as "Existing Facilities" and Hospices opened within 12 months at the end of each quarter are defined as "New Facilities".

2. Unit revenue is calculated by dividing annualized revenue by average number of users during each quarter. Annualized revenue is calculated by multiplying revenue from hospices for each quarter by 4.

Key Operating Drivers of Hospice Segment (2/2)

Quarterly

YoY



1. Percentage of quarterly average total number of users in hospices to the quarterly average number of capacity through each quarter. Hospices past 12+ months after the opening at the end of each quarter or acquired through M&A are defined as "Existing Facilities" and Hospices opened within 12 months at the end of each quarter are defined as "New Facilities".

2. Unit revenue is calculated by dividing annualized revenue by average number of users during each quarter. Annualized revenue is calculated by multiplying revenue from hospices for each quarter by 4.