

Financial Results for the First Quarter of Fiscal 2016

August 2016



Fiscal 2016 1Q: Key Points	2	Banking Business (Non-Consolidated)	6
Income Statements (Non-Consolidated and Consolidated)	3	Topics	7
Income Statement (Non-Consolidated)	4	Subsidiaries	8
ATM Business (Non-Consolidated)	5		

* Earnings announcement data can be found on our website.
(<http://www.sevenbank.co.jp/english/ir/library/presentation/>)

Non-Consolidated

- ◆ First-quarter revenues and profits both increased year on year.
- ◆ Ordinary income, ordinary profit and net income all progressed according to plan.

Ordinary income	¥28.2 billion	(up 3.2% year on year)
Ordinary profit	¥9.9 billion	(up 0.0% year on year)
Net income	¥6.8 billion	(up 3.3% year on year)

- ◆ Total number of ATM transactions: up 2.5% year on year
Deposit-taking financial institution transactions: up 2.4% year on year
Non-bank transactions: up 3.4% year on year

Consolidated

- ◆ Ordinary income: ¥30.4 billion, Net income: ¥6.3 billion

Note: Consolidated net income is net income attributable to owners of the parent

Non-Consolidated

(Billion yen)

	FY15 1Q	FY16 1Q	Changes from FY15 1Q
Ordinary income	27.3	28.2	0.9
Ordinary expenses	17.4	18.2	0.8
Ordinary profit	9.9	9.9	0.0
Net income	6.6	6.8	0.2

Notes:

1. Amounts less than one unit have been truncated.
2. Year-on-year comparative data in units of 100 million yen.
3. Exchange rate per US\$1 on the income statements:
FY15 1Q = ¥119.16, FY16 1Q = ¥115.35
4. Consolidated net income is net income attributable to owners of the parent

Consolidated

(Billion yen)

	FY15 1Q	FY16 1Q	Changes from FY15 1Q
Ordinary income	29.5	30.4	0.9
Ordinary expenses	20.0	21.0	1.0
Ordinary profit	9.5	9.4	(0.1)
Net income	6.2	6.3	0.1

Consolidation periods of companies in FY16 results

Seven Bank: April 1, 2016 to June 30, 2016
 FCTI: January 1, 2016 to March 31, 2016
 ATMi: January 1, 2016 to March 31, 2016
 BBF: April 1, 2016 to June 30, 2016

Income Statement (Non-Consolidated)

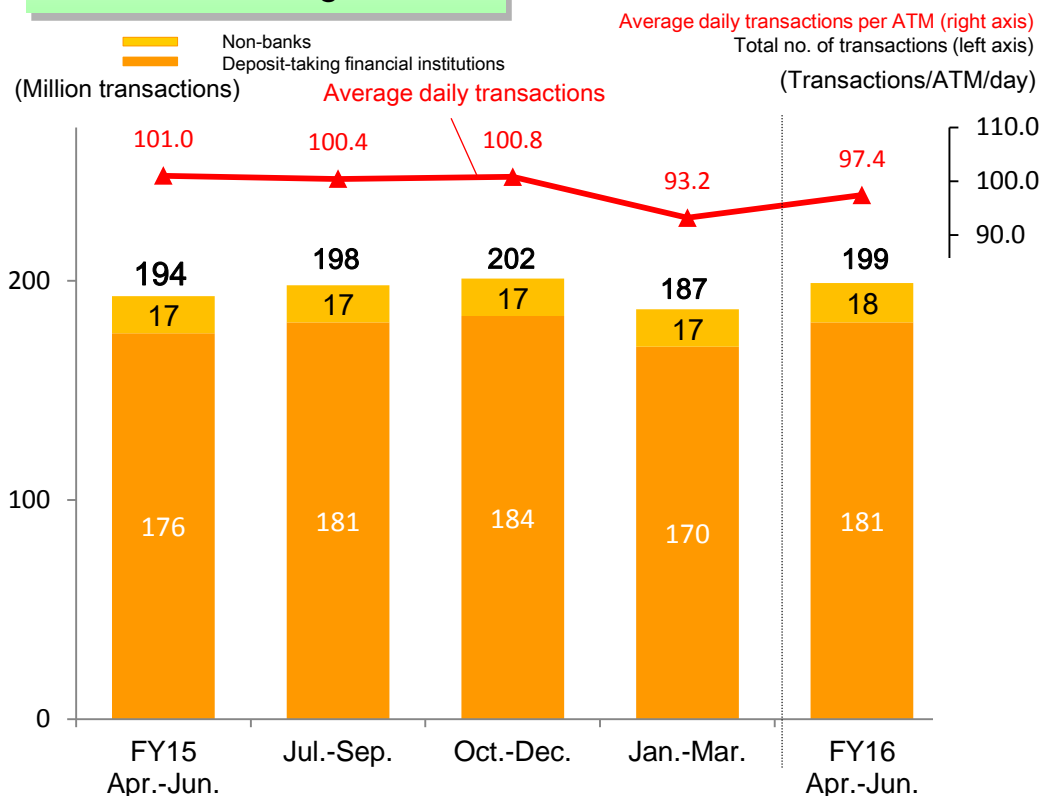
(Billion yen)

	FY15 1Q	FY16 1Q	Changes from FY15 1Q	FY16 Plan
Ordinary income	27.3	28.2	0.9	113.8
ATM-related fee income	25.4	25.9	0.5	104.2
Ordinary expenses	17.4	18.2	0.8	74.3
Ordinary profit	9.9	9.9	0.0	39.5
Extraordinary gain (loss)	(0.0)	(0.0)	0.0	(0.1)
Income taxes	3.2	3.0	(0.2)	12.1
Net income	6.6	6.8	0.2	27.2
EBITDA	14.1	14.3	0.2	57.3
No. of ATMs installed at end of term (units)	21,357	22,686	1,329	23,700
Daily average transactions per ATM (transactions/ATM/day)	101.0	97.4	(3.6)	95.4
Total no. of transactions (millions)	194	199	5	800

Notes:

1. Amounts less than one unit have been truncated.
2. Year-on-year comparative data in units of 100 million yen (comparative data for the total number of transactions in units of one million).
3. EBITDA = Ordinary profit + Depreciation and amortization

ATM usage

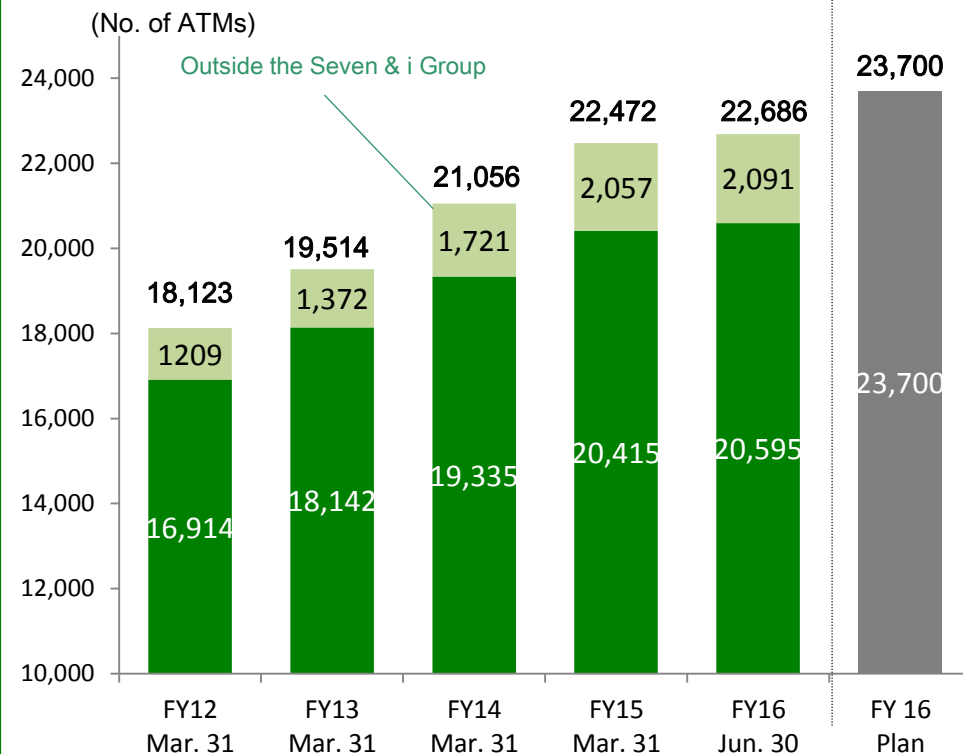


Notes:

1. Average daily transactions per ATM and total of transactions for the period excludes balance inquiries, e-money charges, PIN changes and daily withdrawal limit changes.
2. Amounts less than one unit have been truncated.
3. Non-bank totals listed in this document include securities, life insurance, credit, overseas credit card, consumer credit and consumer finance companies.

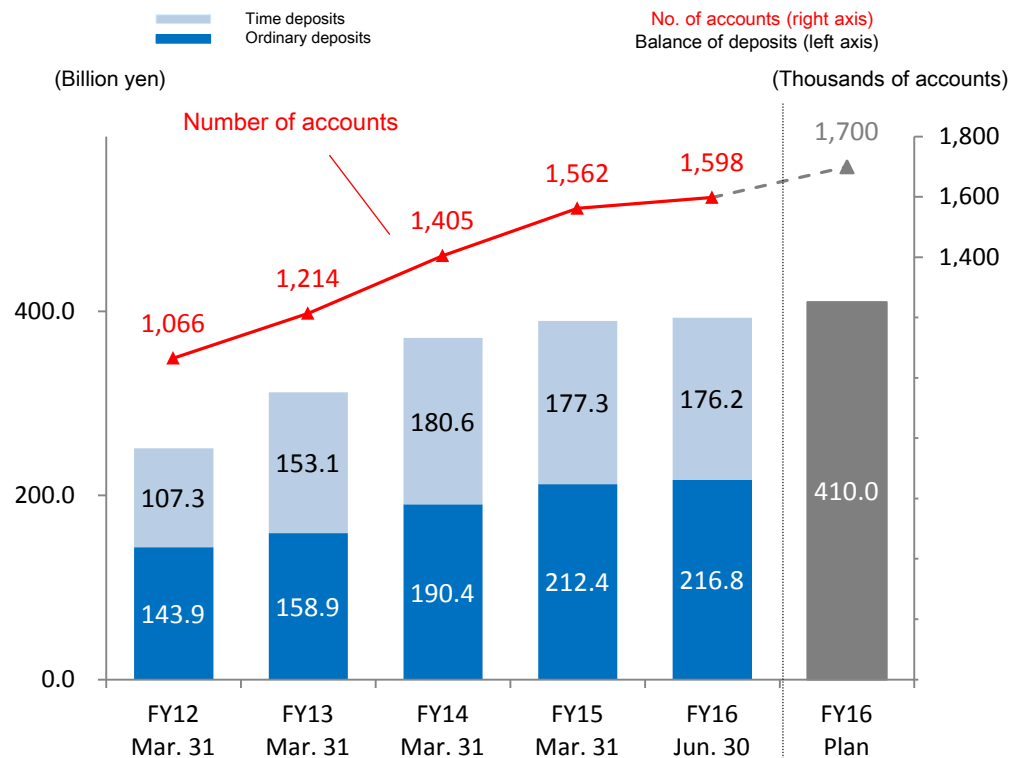
- The total number of transactions increased 2.5% compared with the same period of the previous year along with the increase in the number of ATMs installed
- Average daily transactions per ATM are currently in a recovery trend

Number of ATMs



- The number of ATMs installed at Seven & i Group stores has risen smoothly, mainly due to the opening of new 7-Eleven stores
- Outside the Seven & i Group, installations are mainly conducted at transportation, tourist, retail and other facilities

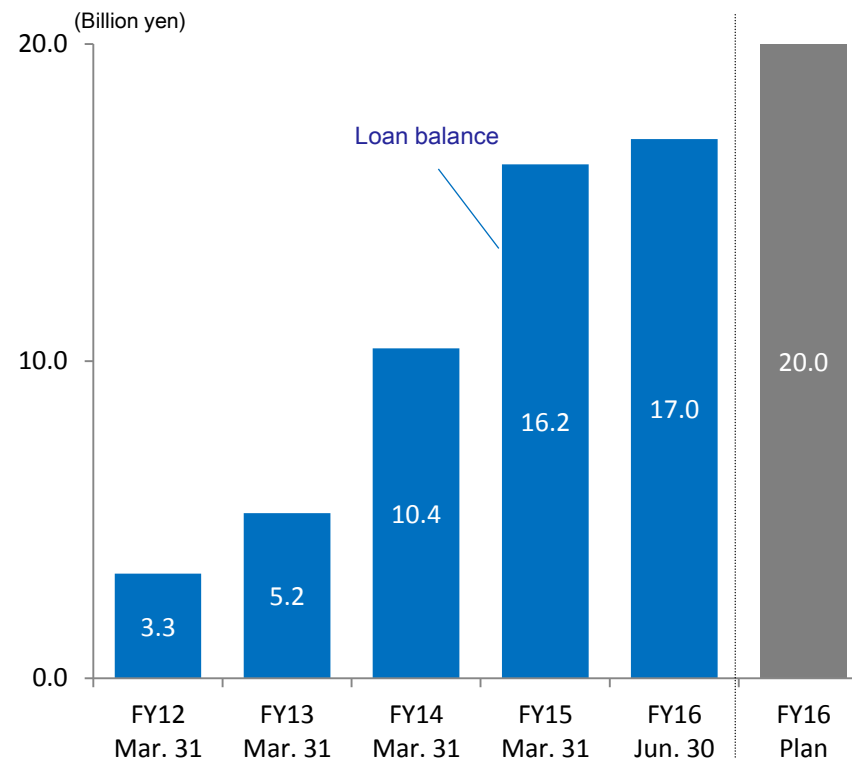
Individual accounts



International money transfer services

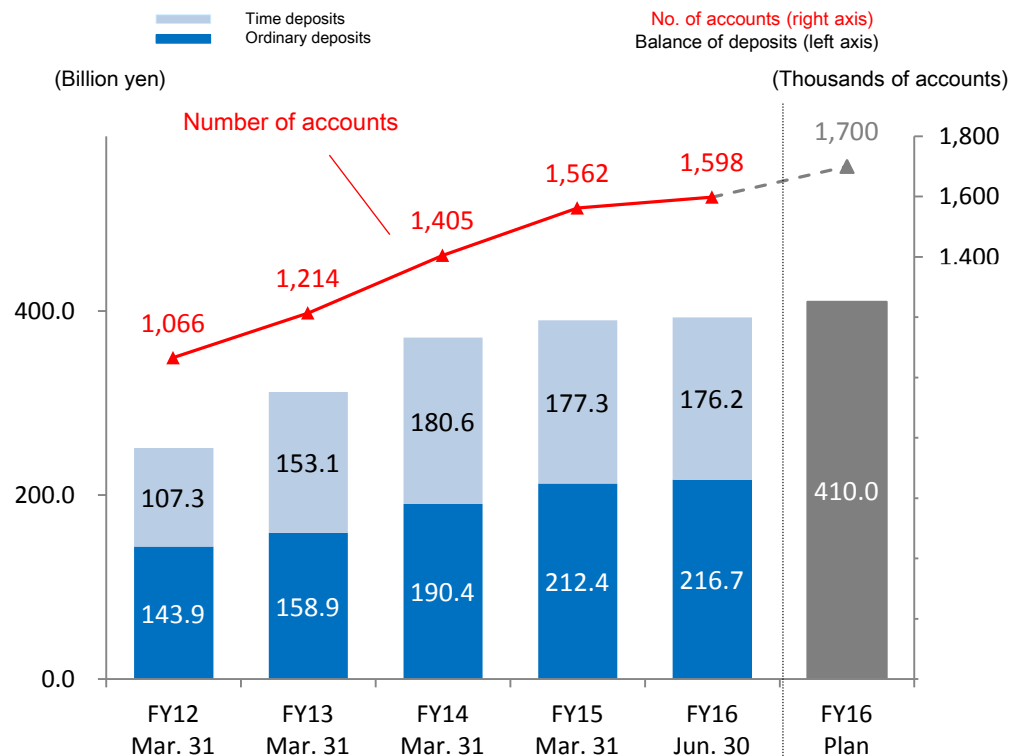
	(Thousand transactions)	
	April – June 2015	April – June 2016
Number of transfers	181	231

Personal loan services



• Steady increase in loan balance

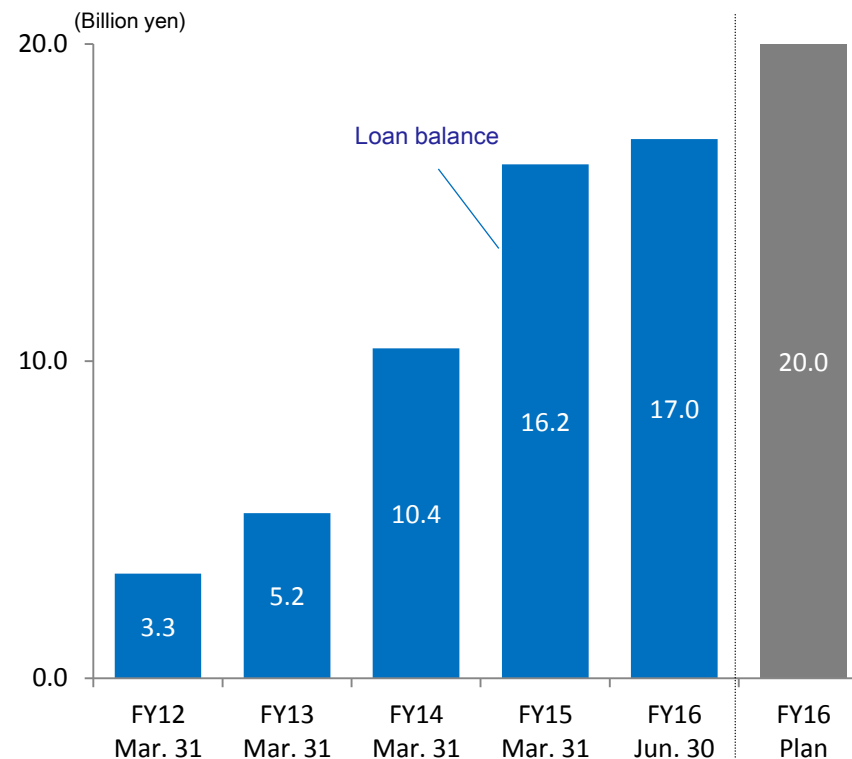
Individual accounts



International money transfer services

	(Thousand transactions)	
	April – June 2015	April – June 2016
Number of transfers	181	231

Personal loan services



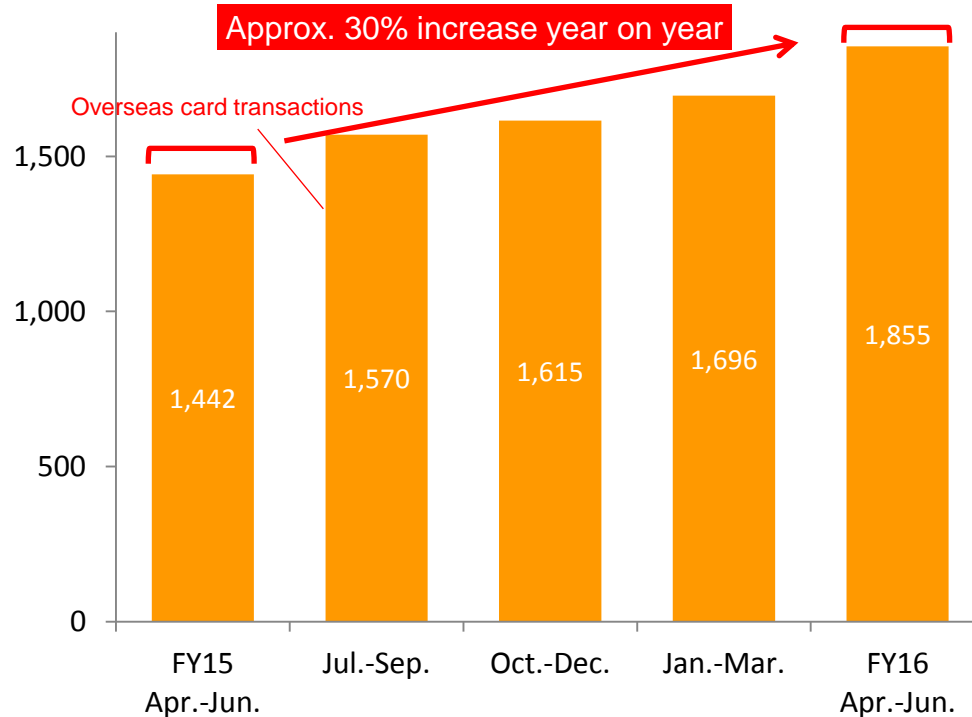
• Steady increase in loan balance

Responding to Needs to Use Overseas Cards

- Steady increase in the number of overseas card transactions
- Increasing ATM installations with financial institutions to meet needs to use overseas cards

Transactions Using Cards Issued Overseas

(Thousand transactions)



Examples of Joint ATM Installations to Meet Inbound Tourism Needs

Installation Date	Partner
June 2013	Juroku Bank
July 2014	Joyo Bank
October 2015	Shizuoka Bank
January 2016	The Eighteenth Bank
April 2016	The Bank of Okinawa
May 2016	Hyakugo Bank
June 2016	The Toho Bank
June 2016	The Daisan Bank/The Mie Bank
June 2016	Hiroshima Bank
February 2017 (scheduled)	Shimane Bank



Overseas Subsidiary (United States)

■ Name: FCTI, Inc.

(Unit: Million US\$)

Principal benchmarks	2015 1Q (Jan.-Mar.)	2016 1Q (Jan.-Mar.)	FY16 Plan
Ordinary income	19.0	19.2	79.8
Ordinary expenses	19.0	20.2	82.0
Ordinary profit	(0.0)	(1.0)	(2.1)
Net income	(0.0)	(0.6)	(1.6)
EBITDA	1.5	0.7	5.0
No. of ATMs installed	6,377	6,451	6,700

Notes:

1. Amounts less than one unit have been truncated.
2. EBITDA = Ordinary profit + depreciation and amortization
3. 6,437 ATMs installed as of June 30, 2016

- Installation of ATMs at 7-Eleven, Inc. scheduled from July 2017 onward
- Focus on preparing systems and personnel for installations



Overseas Subsidiary (Indonesia)

■ Name: PT. ABADI TAMBAH MULIA INTERNASIONAL (ATMi)

- 100 ATMs installed as of June 30, 2016



Subsidiary in Japan

■ Name: Bank Business Factory Co., Ltd. (BBF)

- Began bank back-office support on commission for Shinsei Bank in June 2016
- Five customer companies for back-office support on commission as of June 30, 2016

These presentation materials contain forward looking statements concerning forecasts, expectations, goals and plans related to the financial results of Seven Bank, Ltd. (“Seven Bank”) and its consolidated subsidiaries. Except for concrete historical facts, these forward looking statements are based on the information available when they were written. As such, these forward-looking statements may contain some premises (assumptions). These statements and premises (assumptions) are subjective and subject to various risks and uncertainties. As a result of such risks and uncertainties, the actual financial results of Seven Bank may differ substantially from these forecasts and expectations. Such risks and uncertainties include, but are not limited to, system failures, disasters, crimes and other various risks surrounding the ATM and financial services businesses. Any information in these materials, which is other than that of Seven Bank and its consolidated subsidiaries, is based on publicly available information, and we have not validated the accuracy and appropriateness of such information and do not guarantee its accuracy. All rights reserved.