



April 17, 2020

Company Anicom Holdings, Inc.
Representative Director Nobuaki Komori

(Securities Code: 8715 TSE 1st section)

Inquiries to Tatsuhiko Kamei
Managing Executive Officer

Notice of the number of policies in FY2019 and the status of our activities, March 2020

We extend our sincere condolences to all those suffering from the coronavirus infection (COVID-19) and those affected. We would also like to thank medical staff and others who are working hard to prevent the spread of the infection.

Our “Notice of the status of our activities” for 2019 has been disclosed on the same day as the quarterly earnings announcement date for June, September, December and March. However, there is concern that the spread of the COVID-19 would affect our business results. As a result, we have decided to announce the “Notice of the status of our activities, March 2020” now with the number of policies in force and newly acquired policies for FY2019, as follows.

At this time, there is no impact on the Company's business results due to the spread of COVID-19, and the number of policies in force and newly acquired policies increased steady as well in fourth quarter.

Number of policies, FY2019 (From April 1, 2019 to March 31, 2020)

	End of June	End of Sept.	End of Dec.	End of Mar.	
No. of policies in force	766,774	781,368	796,167	816,254	
(initial plan)	(-)	(-)	(-)	(813,000)	
(previous year)	(713,896)	(729,842)	(741,641)	(753,332)	

	Apr. to June	July to Sept.	Oct. to Dec.	Jan. to Mar.	Total
No. of new policies	40,204	40,329	40,650	46,135	167,318
(initial plan)	(-)	(-)	(-)	(-)	(164,620)
(previous year)	(37,726)	(38,126)	(36,901)	(37,872)	(150,625)

Notice of the status of our activities, FY2019 (From April 1, 2019 to March 31, 2020)

	April	May	June	July	August	September
Net premiums written	3,062 JPYmn	3,274 JPYmn	3,175 JPYmn	3,108 JPYmn	3,188 JPYmn	3,235 JPYmn
(previous year)	(2,707 JPYmn)	(2,890 JPYmn)	(2,777 JPYmn)	(2,737 JPYmn)	(2,790 JPYmn)	(2,792 JPYmn)

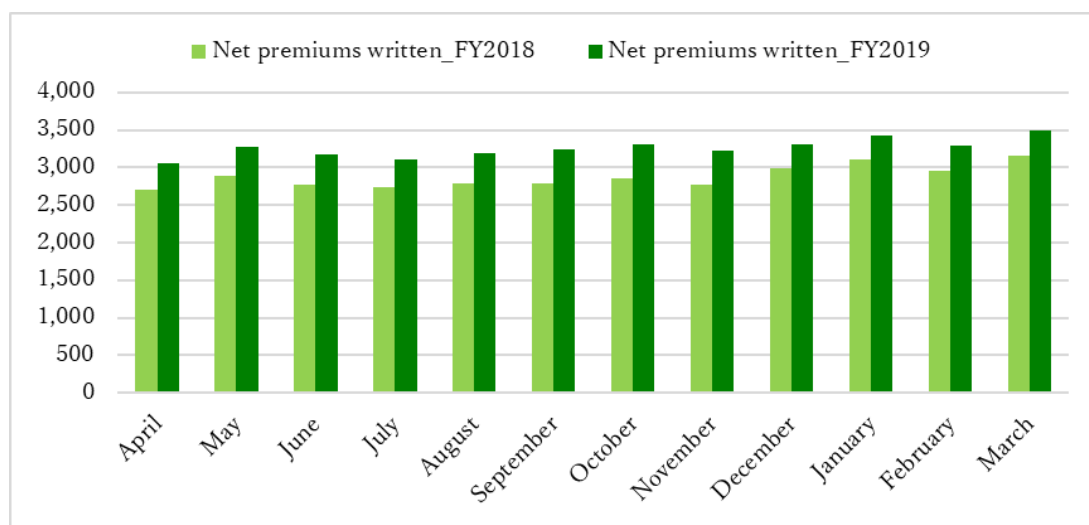
No. of applicants of Doubutsu Kenkatsu (gut microbiota testing)	4,725	6,580	6,455	6,601	7,492	7,644
(previous year)	(-)	(-)	(-)	(-)	(-)	(-)

No. of samples for genetic testing	9,088	10,857	11,463	13,234	16,174	11,945
(previous year)	(-)	(-)	(-)	(-)	(-)	(-)

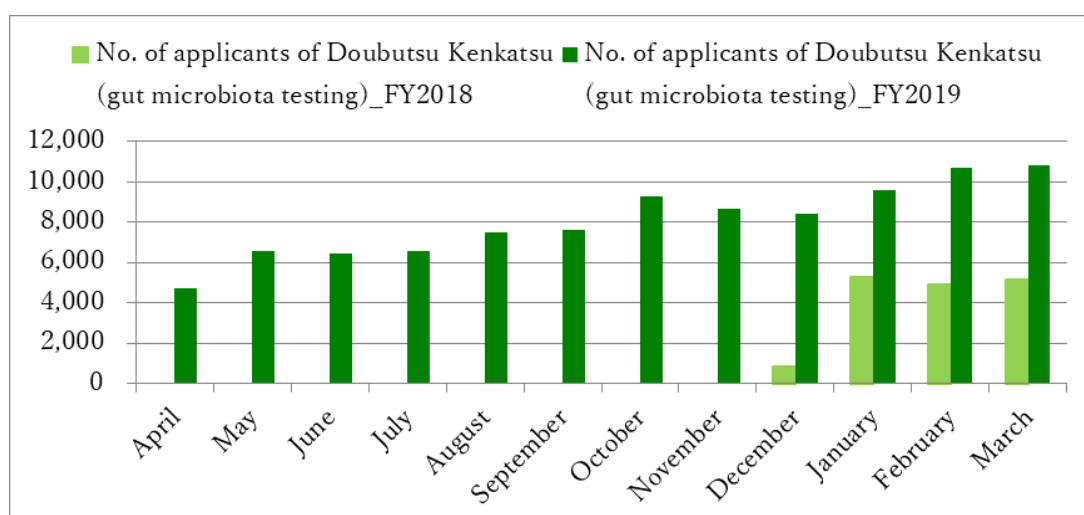
	October	November	December	January	February	March
Net premiums written* (previous year)	3,302 JPYmn (2,854 JPYmn)	3,230 JPYmn (2,780 JPYmn)	3,303 JPYmn (2,991 JPYmn)	3,430 JPYmn (3,100 JPYmn)	3,296 JPYmn (2,954 JPYmn)	3,499 JPYmn (3,158 JPYmn)
No. of applicants of Doubutsu Kenkatsu (gut microbiota testing) (previous year)	9,262 (-)	8,657 (-)	8,427 (857)	9,581 (5,256)	10,719 (4,926)	10,806 (5,146)
No. of samples for genetic testing (previous year)	13,399 (-)	15,703 (-)	13,140 (-)	14,729 (517)	9,934 (2,014)	8,869 (5,211)

*The impact of net premiums written from December 2019 was limited compared to the previous year. It is because one year has passed since the price increase following the product revision implemented in December 2018. However, the impact has been generally as expected.

Net premiums written

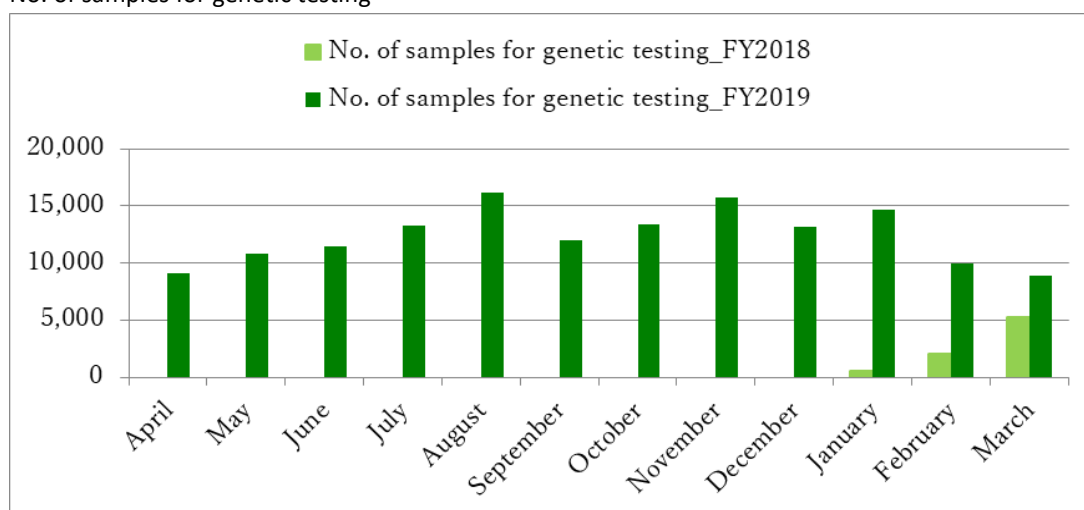


No. of applicants of Doubutsu Kenkatsu (gut microbiota testing)



*Started in December 2018

No. of samples for genetic testing



*Started full-scale development in January 2019